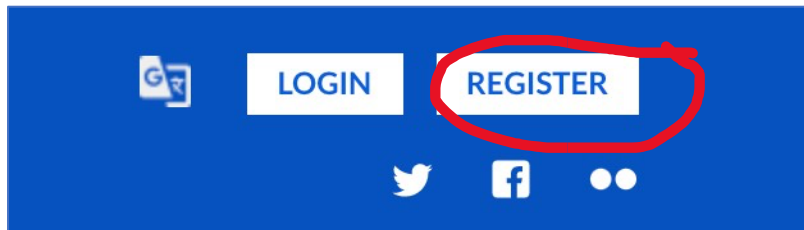


Go to <https://www.moorestvilleyouthathletics.org/>

If you have previously set up a profile then skip these steps and proceed to the **Step 1a**.

For directions on a mobile device, please see the end of the document

Step 1: If you have not set up a profile then click Register



Complete the email address, choose a user name and password then choose Create Account


A screenshot of the 'sports connect' registration form. The form is white with a blue border. At the top is the 'sports connect' logo. Below it are four input fields: 'Email Address', 'Username', 'Password', and 'Confirm Password'. Each field has a small eye icon to its right. At the bottom is a blue button labeled 'Create Account'.

Then choose Register My Players

A screenshot of the 'Register My Players' selection screen. It features an illustration of a family (a man, a woman, and two children) playing soccer on a field. Below the illustration is the text 'Register My Players' and a subtext: 'Select this option if you are a parent/guardian registering your kids.' There is a radio button next to this text.

Complete the Account Holder Information and press continue

Account Holder Information



Username

myavolunteerdirector

Gender *

First Name *

Last Name *

Relationship to Player

▼

Choose how many children you are registering and complete the information and follow the prompts.

Nice to meet you Staci, how many kids are you registering today?
Feel free to include all your kids here. Many sports organizations have programs for all ages.




Great, 1 player! What is their legal first name?

Player 1 Legal First Name *

Complete the player information

Player Information



Legal First Name *

Required

Legal Last Name *

Required

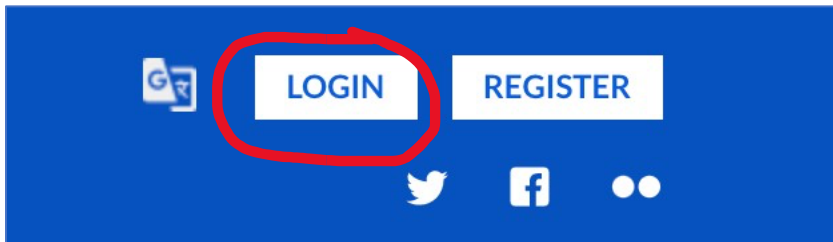
Gender *

Required

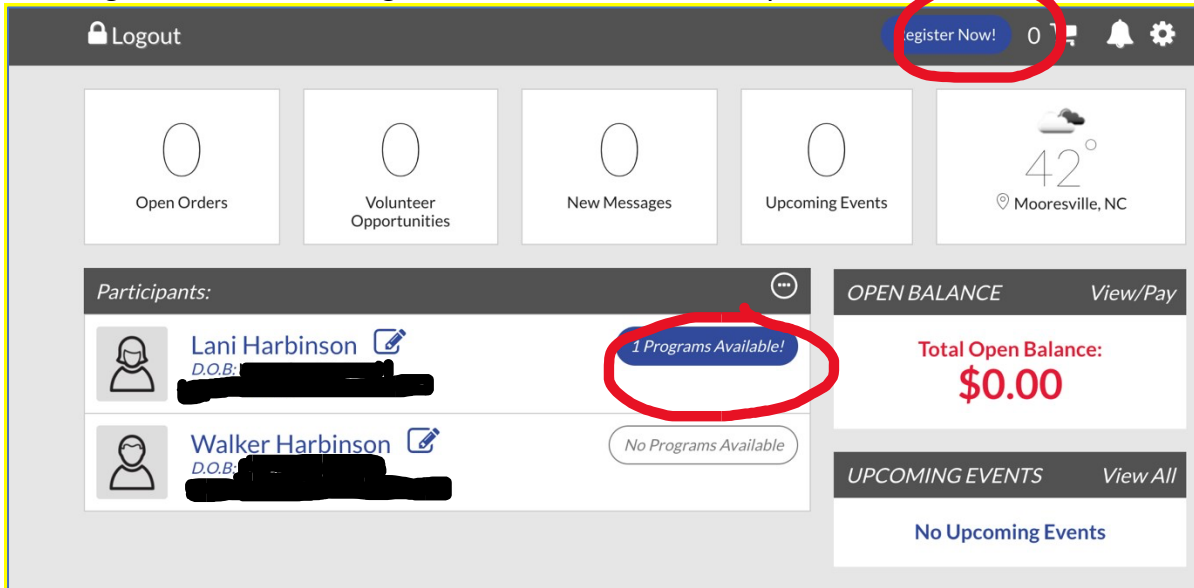
Date of Birth *

You will then choose the program you want to sign up your child. Proceed to **Step 2**

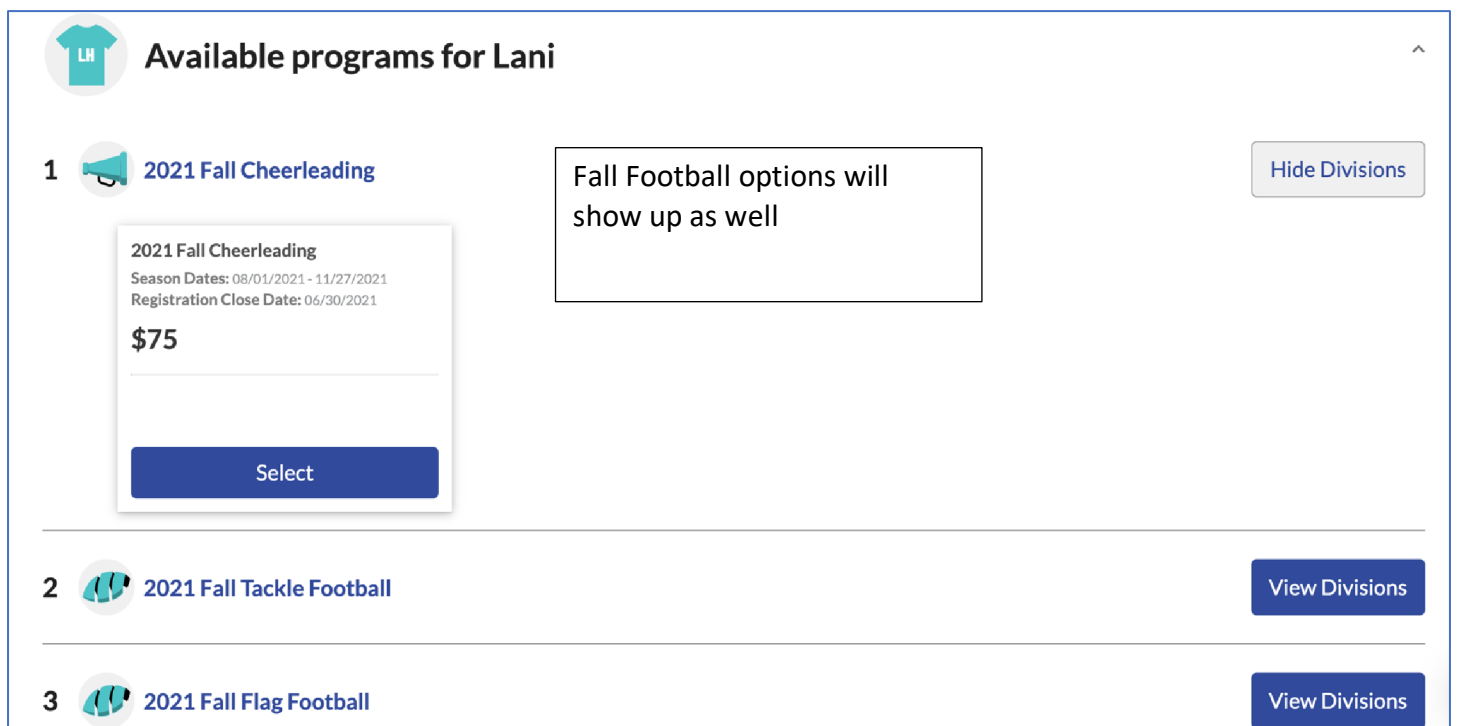
Step 1a: Click **Login** in the upper right hand of the screen




Click Register Now or the Programs Available listed beside your child




Step 2: Choose the program you want and press select – then press continue



Complete the questions and view/accept policies – then press continue

 **Lani**




Legal First Name *
Lani

Legal Last Name *
Harbinson

Gender *
Female

Date of Birth *
11/08/2012

 **2021 Fall Cheerleading**

WAIVER and RELEASE of LIABILITY *
[View / Accept](#)

Parent Code of Conduct *
[View / Accept](#)

What school will your child attend next school year? *
Enter Answer


Player Code of Conduct *
[View / Accept](#)

Assumption of Risk Covid Statement *
[View / Accept](#)

What is your child's current grade? *
Select One

Note: For the Assumption of Risk Covid Statement – Be sure to scroll all the way down to allow the Accept button to become available. Use the scroll bar to the right if needed.

You will then see your order summary page – Press Continue


 **Lani**

2021 Fall Cheerleading - 2021 Fall Cheerleading

Show Breakdown ▾

\$75.00

Pay in Full



Total Due:

\$75.00

Total Due Today:

\$75.00

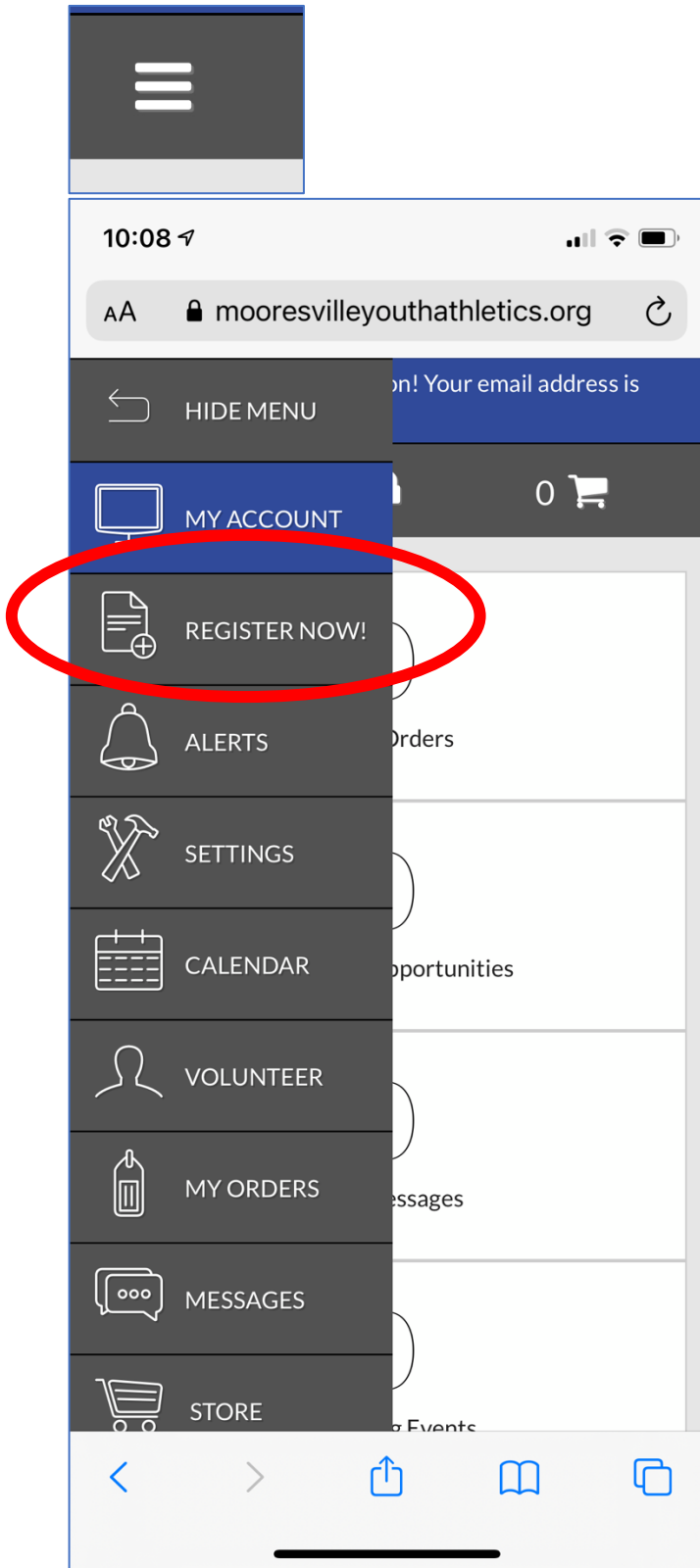
< Back

Continue

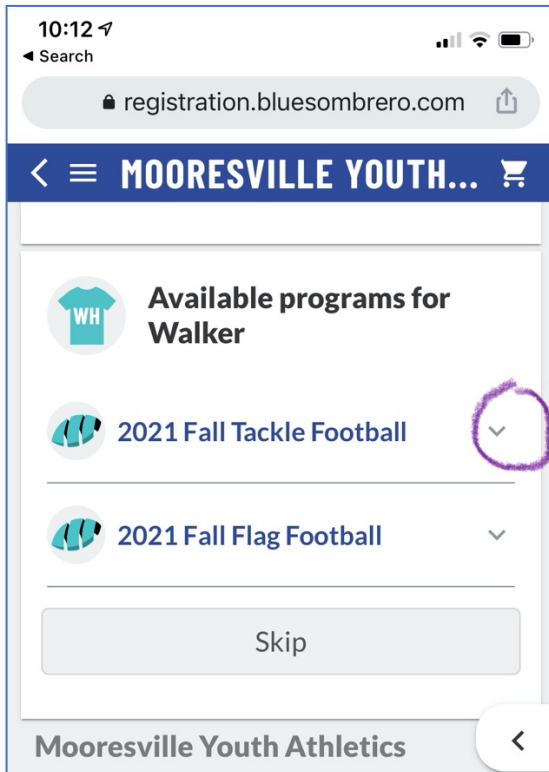
Continue to checkout, enter payment information and Press Submit Order

For mobile devices – after logging into your account

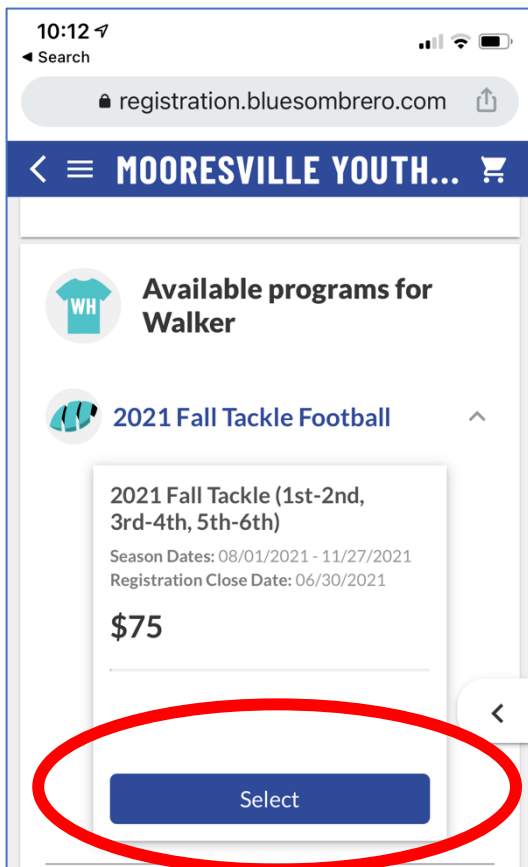
Click the lines at the upper left corner → then Register Now



Choose the dropdown arrow for the option you want to register for. If you have multiple children, the next child's name and option will be after you select the first.



Then press select



The remaining steps should be the same as on the previous pages.